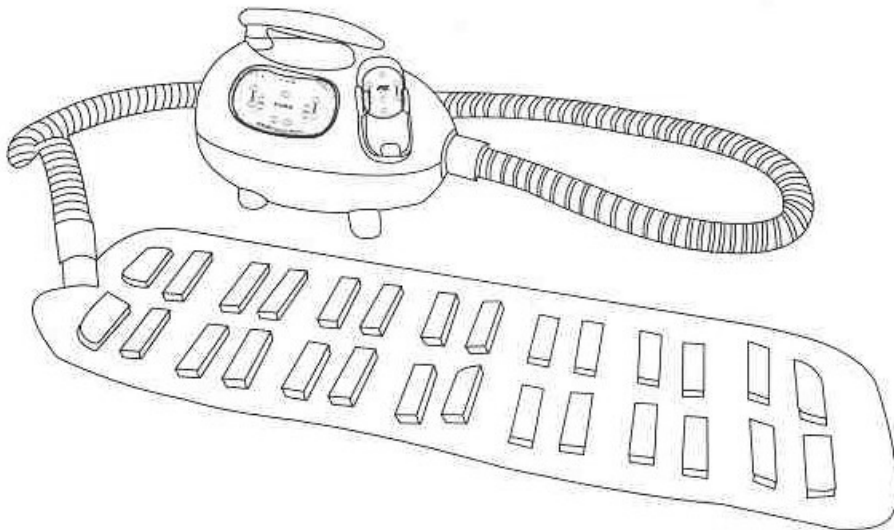




Jolié
Hydro Bath Spa
USER MANUAL



MODEL: 900008

IMPORTANT SAFEGUARDS

When using an electric appliance, basic precautions should always be followed, including the following:

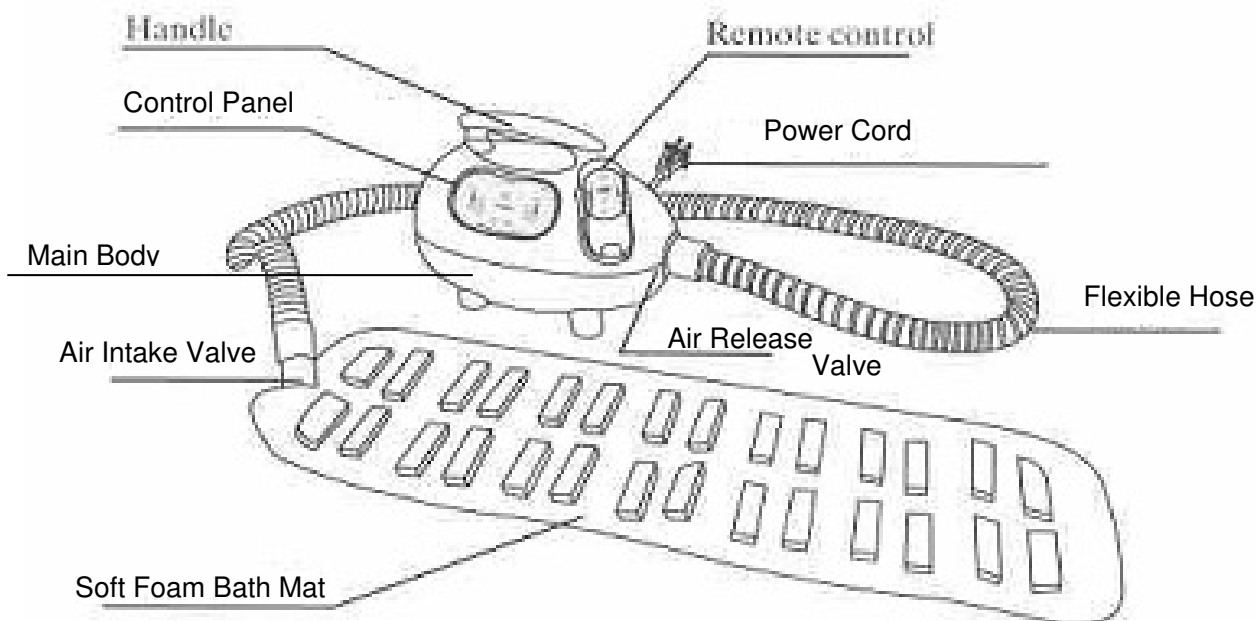
READ ALL INSTRUCTIONS BEFORE USING THIS FLOOR STEAMER

To reduce the risk of fire, electric shock, or injury:

- This product is designed for domestic use only.
- Do not use outdoors.
- For your safety it is recommended that you have a safety switch installed.
- Do not leave unattended while switched on. Turn off the switch and unplug the electrical cord when not in use and before servicing.
- Do not allow to be used as a toy. Close attention is necessary when used near children, pets or plants.
- The appliance is not intended for use by young children or infirm persons without supervision.
- Young children should be supervised to ensure that they do not play with the appliance.
- Do not immerse the main unit into water or other liquids.
- Do not use with damaged cord or plug. If the appliance is not working as it should, has been dropped, damaged, left outdoors, or immersed into water, return it to the distributor before continuing use. If the supply cord is damaged, it must be replaced by the manufacturer or a similarly qualified person to avoid a hazard.
- Do not pull or carry by cord, use cord as a handle, close a door on the cord, or pull cord around sharp edges or corners. Keep cord away from heated surfaces.
- Do not use extension cords or outlets with inadequate current carrying capacity.
- Turn off all controls before unplugging from electrical outlet.
- Unplug after use. Do not unplug by pulling on cord. To unplug, grasp the plug, not the cord.
- Do not handle plug with wet hands.
- Do not insert any objects into openings. Do not use with any opening blocked.
- Store your appliance indoors in a cool, dry area.
- Use only as described in this manual. Use only manufacturer's recommended accessories.

SAVE THESE INSTRUCTIONS

KEY FEATURES OF THE JOLIÉ HYDRO BATH SPA



DESCRIPTION

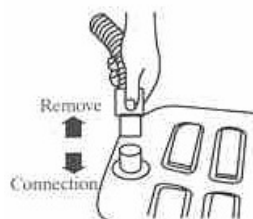
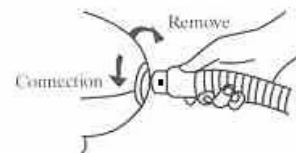
Thank you and congratulations for choosing the Jolié Hydro Bath Spa. This product converts any bath into a stimulating spa releasing thousands of vigorous bubbles giving your body a relaxing full body massage.

The soft foam bath mat measuring at 120cm x 36cm provides maximum comfort for your body and comes with a convenient water resistant remote control allowing you to change functions in a touch of a fingertip. Choose from three massage preset programs and speed settings and an air heating function for maximum relaxation.

HOW TO ASSEMBLE AND USE

WARNING: Keep the main body out of reach of water.

1. Plug the end with the locking notches of the Flexible Hose onto the main body to the Air Release Valve. Turn the hose to the left to lock in place.



2. Push the other end of the flexible hose into the Air Intake Valve on the Bath Mat.
3. Fill the bathtub with enough water just to wet the surface of the bath.
4. Place the bath mat down in the bathtub and push down on the bath mat to adhere the suction caps to the surface of the tub.

5. Continue to fill the bath to the desired water level. Careful not to overfill the bath as the bubbles will increase the water level.
6. Plug the Power cord to the power supply. The main body will make a beeping sound to indicate the power connection.

CONTROL PAD

By pressing the same function button continuously, the function levels will change accordingly.

POWER: While lit, indicates the ON status.

PROGRAM: Choice of three different preset programs. You can set the Hydro Bath Spa to suit the type of program you desire.

SPEED: Controls the speed of the airflow during a program type. There are three speeds, Low, Medium and High.

TIMER: Press the timer button to set an operation time. Choose 15 minutes, 30 minutes or 60 minutes of continuous operation before the unit automatically switches OFF.

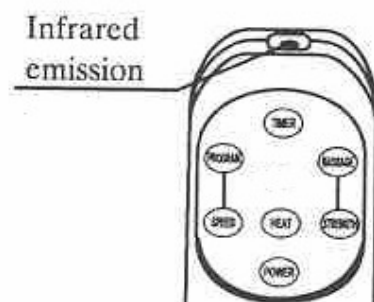
HEAT: Pressing the heat button activates the heat function creating warm air bubbles during the massage or program functions.

MASSAGE: Activates a gentle massage function.

STRENGTH: Indicates the strength of massage allowing you to choose Low (soft), Medium (Moderate) or High (Powerful).

The remote has a suction cap on the back for your convenience. If you choose to adhere the remote control on a surface within reach while in the bathtub, take care not to drop the remote control in the water. The remote control is water resistant only for water droplets.

The remote control operates via infrared emission and must be aimed at the control pad to function.



CLEANING AND MAINTENANCE

CAUTION: Prior to cleaning or maintenance isolate the unit by removing the cord from the power socket.

Remove the Flexible hose from the Air Release Valve and drain the hose and the bath mat of any excess water. Please ensure that the hose is not connected to the main body to avoid the water running into the Air release Valve.

Keep the Main body for the Hydro Bath Spa clean by wiping with a damp cloth.
CAUTION: Do not immerse the unit in water.

The Bath Mat should regularly be cleaned to avoid the accumulation of grease and other residues.

TROUBLESHOOTING GUIDE

CAUTION: Prior to troubleshooting isolate the unit by removing the cord from the power socket.

PROBLEM	REMEDY
No bubbles are generated	Check the power supply. Ensure the POWER button has been pressed for operation. Check Flexible hose is connected to Air Release Valve.
Remote Control is out of order	Check the battery and replace if necessary Aim the infrared emission is aimed at the main body's control panel. Check that the unit is plugged into the power supply and the power is 'ON'