




Quick Start Guide
900675 Dome Ceramic Fan Heater


1. Insert plug into power point.

Turn power 'ON'




2. Place heater on a hard surface and set temperature control to low.

Temperature Control to LOW



3. Turn heater on to warm, '1'.

Turn to '1'




4. Slowly turn the temperature knob until heater turns on. Heater will turn off when temperature is reached. Adjust according to room temperature.



Turn Clockwise for desired heat

5. Place the heater away from clothing, curtains, and dusty area. Keep a clear distance of 1 foot / 30cm space around the heater.



6. **Do not operate while unattended. Turn power off and unplug when not in use.**

Turn power 'OFF'

